




**MINUTES OF COUNTY FINANCES  
TREASURER'S REPORT**

IN THE MATTER OF COUNTY FINANCES  
IN THE HANDS OF  
MARY HORTON, TREASURER  
OF JACKSON COUNTY, TEXAS

COMMISSIONERS COURT  
JACKSON COUNTY, TEXAS  
IN REGULAR SESSION  
DECEMBER TERM 2023

IN ACCORDANCE with Section 114.026, Local Government Code, we, the undersigned, constituting the Commissioners Court of said County, certify that on the 28th day of December 2023, at the Regular term of Court, we compared and examined the monthly report of Mary Horton, Treasurer of Jackson County, Texas, for November 2023, and finding the same correct, entered an order in the Minutes approving said report, which states total cash and other assets on hand as:

\$14,823,649.30

  
\_\_\_\_\_  
Jill S. Sklar, County Judge


  
\_\_\_\_\_  
Wayne Hunt, Commissioner Pct. #1

  
\_\_\_\_\_  
Wayne Babela, Commissioner Pct. #2


  
\_\_\_\_\_  
Glenn T. Martin, Commissioner Pct. #3

  
\_\_\_\_\_  
Dennis Karl, Commissioner Pct. #4

SWORN TO AND SUBSCRIBED BEFORE ME, by Jill S. Sklar, County Judge, and County Commissioners of said Jackson County, each respectively, on this the 28th day of December A.D., 2023.

  
\_\_\_\_\_  
Attest: Katherine R. Brooks, County Clerk

FILED FOR RECORD THIS the 28th day of December A.D., 2023, and recorded on the 28th day of December A.D., 2023.

  
\_\_\_\_\_  
Katherine R. Brooks, County Clerk and  
Ex-Officio Clerk of the Commissioners  
Court in and for Jackson County, Texas

By: \_\_\_\_\_  
Deputy



Jackson County, Texas

# Treasurer's Monthly Report Account Summary

Date Range: 11/01/2023 - 11/30/2023

Account	Name	Beginning Balance	Total Activity	Total Debits	Total Credits	Ending Balance
<b>Fund: 10 - GENERAL</b>						
<a href="#">10-000-1020-0000</a>	CHANGE FUND/PETTY CASH	3,360.00	0.00	0.00	0.00	3,360.00
<a href="#">10-000-1030-0000</a>	CASH IN BANK	11,917.96	26,836.85	878,976.41	852,139.56	38,754.81
<a href="#">10-000-1034-0000</a>	CASH IN BANK - CLEARING	8,263.08	556.23	208,456.23	207,900.00	8,819.31
<a href="#">10-000-1040-0000</a>	CASH IN TEX POOL	276,531.02	1,221.08	1,221.08	0.00	277,752.10
<a href="#">10-000-1042-0000</a>	CASH IN TEXAS CLASS	1,079,252.07	-495,403.22	4,596.78	500,000.00	583,848.85
<a href="#">10-000-1046-0000</a>	CASH IN C.D.'S	20,236.99	0.00	0.00	0.00	20,236.99
<a href="#">10-000-1060-0000</a>	CASH IN MONEY MARKET	961,458.49	-97,645.36	2,354.64	100,000.00	863,813.13
	<b>Total Fund: 10 - GENERAL:</b>	<b>2,361,019.61</b>	<b>-564,434.42</b>	<b>1,095,605.14</b>	<b>1,660,039.56</b>	<b>1,796,585.19</b>
<b>Fund: 12 - PERMANENT IMPROVEMENT</b>						
<a href="#">12-000-1030-0000</a>	CASH IN BANK	-124.96	225.56	44,000.00	43,774.44	100.60
<a href="#">12-000-1040-0000</a>	CASH IN TEX POOL	0.00	0.00	0.00	0.00	0.00
<a href="#">12-000-1042-0000</a>	CASH IN TEXAS CLASS	3,602,738.14	-27,530.87	16,469.13	44,000.00	3,575,207.27
	<b>Total Fund: 12 - PERMANENT IMPROVEMENT:</b>	<b>3,602,613.18</b>	<b>-27,305.31</b>	<b>60,469.13</b>	<b>87,774.44</b>	<b>3,575,307.87</b>
<b>Fund: 15 - COMMISSARY TELEPHONE</b>						
<a href="#">15-000-1030-0000</a>	CASH IN BANK	893.58	2,801.47	3,177.64	376.17	3,695.05
<a href="#">15-000-1040-0000</a>	CASH IN TEXPOOL	0.00	0.00	0.00	0.00	0.00
<a href="#">15-000-1042-0000</a>	CASH IN TEXAS CLASS	42,800.00	0.00	196.52	196.52	42,800.00
	<b>Total Fund: 15 - COMMISSARY TELEPHONE:</b>	<b>43,693.58</b>	<b>2,801.47</b>	<b>3,374.16</b>	<b>572.69</b>	<b>46,495.05</b>
<b>Fund: 17 - DISTRICT ATTORNEY-HOT CHK</b>						
<a href="#">17-000-1030-0000</a>	CASH IN BANK	486.76	0.00	0.00	0.00	486.76
<a href="#">17-000-1040-0000</a>	CASH IN TEX POOL	0.00	0.00	0.00	0.00	0.00
<a href="#">17-000-1042-0000</a>	CASH IN TEXAS CLASS	5,700.00	0.00	26.14	26.14	5,700.00
	<b>Total Fund: 17 - DISTRICT ATTORNEY-HOT CHK:</b>	<b>6,186.76</b>	<b>0.00</b>	<b>26.14</b>	<b>26.14</b>	<b>6,186.76</b>
<b>Fund: 18 - ELECTIONS ADMINISTRATION</b>						
<a href="#">18-000-1030-0000</a>	CASH IN BANK	6,256.71	126.14	126.14	0.00	6,382.85
<a href="#">18-000-1042-0000</a>	CASH IN TEXAS CLASS	0.00	0.00	0.00	0.00	0.00
	<b>Total Fund: 18 - ELECTIONS ADMINISTRATION:</b>	<b>6,256.71</b>	<b>126.14</b>	<b>126.14</b>	<b>0.00</b>	<b>6,382.85</b>
<b>Fund: 19 - FORFEITURE-DIST ATTORNEY</b>						
<a href="#">19-000-1030-0000</a>	CASH IN BANK	1,777.49	-40.53	5,000.00	5,040.53	1,736.96
<a href="#">19-000-1040-0000</a>	CASH IN TEXPOOL	0.00	0.00	0.00	0.00	0.00
<a href="#">19-000-1042-0000</a>	CASH IN TEXAS CLASS	281,956.34	-3,704.18	1,295.82	5,000.00	278,252.16
	<b>Total Fund: 19 - FORFEITURE-DIST ATTORNEY:</b>	<b>283,733.83</b>	<b>-3,744.71</b>	<b>6,295.82</b>	<b>10,040.53</b>	<b>279,989.12</b>
<b>Fund: 21 - FORFEITURE-SHERIFF</b>						
<a href="#">21-000-1030-0000</a>	CASH IN BANK	760.31	-2,116.69	2,497.21	4,613.90	-1,356.38

Treasurer's Monthly Report

Date Range: 11/01/2023 - 11/30/2023

Account	Name	Beginning Balance	Total Activity	Total Debits	Total Credits	Ending Balance
<a href="#">21-000-1040-0000</a>	CASH IN TEXPOOL	0.00	0.00	0.00	0.00	0.00
<a href="#">21-000-1042-0000</a>	CASH IN TEXAS CLASS	100,905.80	-1,536.34	463.66	2,000.00	99,369.46
<b>Total Fund: 21 - FORFEITURE-SHERIFF:</b>		<b>101,666.11</b>	<b>-3,653.03</b>	<b>2,960.87</b>	<b>6,613.90</b>	<b>98,013.08</b>
<b>Fund: 23 - TECHNOLOGY FUND</b>						
<a href="#">23-000-1030-0000</a>	CASH IN BANK	-1,559.11	543.63	543.63	0.00	-1,015.48
<a href="#">23-000-1040-0000</a>	CASH IN TEXPOOL	0.00	0.00	0.00	0.00	0.00
<a href="#">23-000-1042-0000</a>	CASH IN TEXAS CLASS	48.00	0.00	0.25	0.25	48.00
<b>Total Fund: 23 - TECHNOLOGY FUND:</b>		<b>-1,511.11</b>	<b>543.63</b>	<b>543.88</b>	<b>0.25</b>	<b>-967.48</b>
<b>Fund: 24 - JUV PROB DISCRETIONARY</b>						
<a href="#">24-000-1030-0000</a>	CASH IN BANK	3,496.08	0.00	0.00	0.00	3,496.08
<a href="#">24-000-1042-0000</a>	CASH IN TEXAS CLASS	0.00	0.00	0.00	0.00	0.00
<b>Total Fund: 24 - JUV PROB DISCRETIONARY:</b>		<b>3,496.08</b>	<b>0.00</b>	<b>0.00</b>	<b>0.00</b>	<b>3,496.08</b>
<b>Fund: 25 - JUVENILE PROBATION GRANTS</b>						
<a href="#">25-000-1030-0000</a>	CASH IN BANK	36.96	-35.98	0.33	36.31	0.98
<a href="#">25-000-1040-0000</a>	CASH IN TEXPOOL	0.00	0.00	0.00	0.00	0.00
<a href="#">25-000-1042-0000</a>	CASH IN TEXAS CLASS	9,971.48	45.88	45.88	0.00	10,017.36
<b>Total Fund: 25 - JUVENILE PROBATION GRANTS:</b>		<b>10,008.44</b>	<b>9.90</b>	<b>46.21</b>	<b>36.31</b>	<b>10,018.34</b>
<b>Fund: 26 - LAW LIBRARY</b>						
<a href="#">26-000-1030-0000</a>	CASH IN BANK	216.93	501.90	525.00	23.10	718.83
<a href="#">26-000-1042-0000</a>	CASH IN TEXAS CLASS	5,150.00	0.00	23.68	23.68	5,150.00
<b>Total Fund: 26 - LAW LIBRARY:</b>		<b>5,366.93</b>	<b>501.90</b>	<b>548.68</b>	<b>46.78</b>	<b>5,868.83</b>
<b>Fund: 27 - LEOSE-LAW ENF OFFICERS ED</b>						
<a href="#">27-000-1030-0000</a>	CASH IN BANK	24.57	-15.00	300.00	315.00	9.57
<a href="#">27-000-1042-0000</a>	CASH IN TEXAS CLASS	3,640.00	-300.00	16.65	316.65	3,340.00
<b>Total Fund: 27 - LEOSE-LAW ENF OFFICERS ED:</b>		<b>3,664.57</b>	<b>-315.00</b>	<b>316.65</b>	<b>631.65</b>	<b>3,349.57</b>
<b>Fund: 28 - LIBRARY-MEMORIAL FUND</b>						
<a href="#">28-000-1030-0000</a>	CASH IN BANK	68.42	1,311.44	1,837.00	525.56	1,379.86
<a href="#">28-000-1040-0000</a>	CASH IN TEXPOOL	1,602.24	7.20	7.20	0.00	1,609.44
<a href="#">28-000-1042-0000</a>	CASH IN TEXAS CLASS	56,466.29	-240.35	259.65	500.00	56,225.94
<b>Total Fund: 28 - LIBRARY-MEMORIAL FUND:</b>		<b>58,136.95</b>	<b>1,078.29</b>	<b>2,103.85</b>	<b>1,025.56</b>	<b>59,215.24</b>
<b>Fund: 29 - RECORDS MGT- COUNTY CLERK</b>						
<a href="#">29-000-1030-0000</a>	CASH IN BANK	3,074.50	363.62	5,343.05	4,979.43	3,438.12
<a href="#">29-000-1040-0000</a>	CASH IN TEXPOOL	0.00	0.00	0.00	0.00	0.00
<a href="#">29-000-1042-0000</a>	CASH IN TEXAS CLASS	220,548.18	4,015.71	4,015.71	0.00	224,563.89
<b>Total Fund: 29 - RECORDS MGT- COUNTY CLERK:</b>		<b>223,622.68</b>	<b>4,379.33</b>	<b>9,358.76</b>	<b>4,979.43</b>	<b>228,002.01</b>
<b>Fund: 30 - RECORDS MGT - COUNTY</b>						
<a href="#">30-000-1030-0000</a>	CASH IN BANK	39.19	7.43	7.43	0.00	46.62
<a href="#">30-000-1040-0000</a>	CASH IN TEXPOOL	0.00	0.00	0.00	0.00	0.00
<a href="#">30-000-1042-0000</a>	CASH IN TEXAS CLASS	7.06	0.00	0.00	0.00	7.06
<b>Total Fund: 30 - RECORDS MGT - COUNTY:</b>		<b>46.25</b>	<b>7.43</b>	<b>7.43</b>	<b>0.00</b>	<b>53.68</b>

Treasurer's Monthly Report

Date Range: 11/01/2023 - 11/30/2023

Account	Name	Beginning Balance	Total Activity	Total Debits	Total Credits	Ending Balance
<b>Fund: 31 - RECORDS MGT - DIST CLERK</b>						
<a href="#">31-000-1030-0000</a>	CASH IN BANK	995.25	-587.16	455.39	1,042.55	408.09
<a href="#">31-000-1040-0000</a>	CASH IN TEXPOOL	0.00	0.00	0.00	0.00	0.00
<a href="#">31-000-1042-0000</a>	CASH IN TEXAS CLASS	10,875.00	0.00	49.91	49.91	10,875.00
<b>Total Fund: 31 - RECORDS MGT - DIST CLERK:</b>		<b>11,870.25</b>	<b>-587.16</b>	<b>505.30</b>	<b>1,092.46</b>	<b>11,283.09</b>
<b>Fund: 32 - SECURITY FUND</b>						
<a href="#">32-000-1030-0000</a>	CASH IN BANK	795.90	1,295.77	1,308.97	13.20	2,091.67
<a href="#">32-000-1040-0000</a>	CASH IN TEXPOOL	0.00	0.00	0.00	0.00	0.00
<a href="#">32-000-1042-0000</a>	CASH IN TEXAS CLASS	41,450.00	0.00	190.32	190.32	41,450.00
<b>Total Fund: 32 - SECURITY FUND:</b>		<b>42,245.90</b>	<b>1,295.77</b>	<b>1,499.29</b>	<b>203.52</b>	<b>43,541.67</b>
<b>Fund: 33 - CRTHSE SECURITY - JPS</b>						
<a href="#">33-000-1030-0000</a>	CASH IN BANK	3,313.87	121.67	121.67	0.00	3,435.54
<a href="#">33-000-1040-0000</a>	CASH IN TEX POOL	0.00	0.00	0.00	0.00	0.00
<a href="#">33-000-1042-0000</a>	CASH IN TEXAS CLASS	0.00	0.00	0.00	0.00	0.00
<b>Total Fund: 33 - CRTHSE SECURITY - JPS:</b>		<b>3,313.87</b>	<b>121.67</b>	<b>121.67</b>	<b>0.00</b>	<b>3,435.54</b>
<b>Fund: 34 - CHILD ABUSE PREVENTION</b>						
<a href="#">34-000-1030-0000</a>	CASH IN BANK	443.04	27.37	27.37	0.00	470.41
<a href="#">34-000-1042-0000</a>	CASH IN TEXAS CLASS	0.00	0.00	0.00	0.00	0.00
<b>Total Fund: 34 - CHILD ABUSE PREVENTION:</b>		<b>443.04</b>	<b>27.37</b>	<b>27.37</b>	<b>0.00</b>	<b>470.41</b>
<b>Fund: 35 - CHILD WELFARE</b>						
<a href="#">35-000-1030-0000</a>	CASH IN BANK	86.32	-74.03	925.97	1,000.00	12.29
<a href="#">35-000-1040-0000</a>	CASH IN TEXPOOL	0.00	0.00	0.00	0.00	0.00
<a href="#">35-000-1042-0000</a>	CASH IN TEXAS CLASS	6,922.43	-893.45	31.55	925.00	6,028.98
<b>Total Fund: 35 - CHILD WELFARE:</b>		<b>7,008.75</b>	<b>-967.48</b>	<b>957.52</b>	<b>1,925.00</b>	<b>6,041.27</b>
<b>Fund: 36 - HISTORICAL COMMISSION</b>						
<a href="#">36-000-1030-0000</a>	CASH IN BANK	60.41	-0.80	3,000.00	3,000.80	59.61
<a href="#">36-000-1040-0000</a>	CASH IN TEX POOL	0.00	0.00	0.00	0.00	0.00
<a href="#">36-000-1042-0000</a>	CASH IN TEXAS CLASS	35,583.62	-2,837.20	162.80	3,000.00	32,746.42
<b>Total Fund: 36 - HISTORICAL COMMISSION:</b>		<b>35,644.03</b>	<b>-2,838.00</b>	<b>3,162.80</b>	<b>6,000.80</b>	<b>32,806.03</b>
<b>Fund: 37 - MEDIATION FUND</b>						
<a href="#">37-000-1030-0000</a>	CASH IN BANK	4,126.00	0.00	0.00	0.00	4,126.00
<b>Total Fund: 37 - MEDIATION FUND:</b>		<b>4,126.00</b>	<b>0.00</b>	<b>0.00</b>	<b>0.00</b>	<b>4,126.00</b>
<b>Fund: 39 - BRIDGE REPLACEMENT</b>						
<a href="#">39-000-1030-0000</a>	CASH IN BANK	23.97	0.48	0.48	0.00	24.45
<a href="#">39-000-1042-0000</a>	CASH IN TEXAS CLASS	410,280.98	1,887.80	1,887.80	0.00	412,168.78
<b>Total Fund: 39 - BRIDGE REPLACEMENT:</b>		<b>410,304.95</b>	<b>1,888.28</b>	<b>1,888.28</b>	<b>0.00</b>	<b>412,193.23</b>
<b>Fund: 40 - HIGHWAY</b>						
<a href="#">40-000-1030-0000</a>	CASH IN BANK	-480,762.87	7,446.83	8,690.00	1,243.17	-473,316.04
<a href="#">40-000-1042-0000</a>	CASH IN TEXAS CLASS	0.00	0.00	0.00	0.00	0.00
<b>Total Fund: 40 - HIGHWAY:</b>		<b>-480,762.87</b>	<b>7,446.83</b>	<b>8,690.00</b>	<b>1,243.17</b>	<b>-473,316.04</b>

Treasurer's Monthly Report

Date Range: 11/01/2023 - 11/30/2023

Account	Name	Beginning Balance	Total Activity	Total Debits	Total Credits	Ending Balance
<b>Fund: 41 - ROAD &amp; BRIDGE GEN NO. 1</b>						
<a href="#">41-000-1030-0000</a>	CASH IN BANK	-11,563.39	14,701.34	70,048.00	55,346.66	3,137.95
<a href="#">41-000-1040-0000</a>	CASH IN TEX POOL	16,857.35	74.44	74.44	0.00	16,931.79
<a href="#">41-000-1042-0000</a>	CASH IN TEXAS CLASS	725,376.16	-66,791.14	3,208.86	70,000.00	658,585.02
<b>Total Fund: 41 - ROAD &amp; BRIDGE GEN NO. 1:</b>		<b>730,670.12</b>	<b>-52,015.36</b>	<b>73,331.30</b>	<b>125,346.66</b>	<b>678,654.76</b>
<b>Fund: 42 - ROAD &amp; BRIDGE GEN NO. 2</b>						
<a href="#">42-000-1030-0000</a>	CASH IN BANK	1,148.71	5,847.49	45,040.42	39,192.93	6,996.20
<a href="#">42-000-1040-0000</a>	CASH IN TEXPOOL	17,122.96	75.62	75.62	0.00	17,198.58
<a href="#">42-000-1042-0000</a>	CASH IN TEXAS CLASS	641,191.91	-42,160.09	2,839.91	45,000.00	599,031.82
<b>Total Fund: 42 - ROAD &amp; BRIDGE GEN NO. 2:</b>		<b>659,463.58</b>	<b>-36,236.98</b>	<b>47,955.95</b>	<b>84,192.93</b>	<b>623,226.60</b>
<b>Fund: 43 - ROAD &amp; BRIDGE GEN NO. 3</b>						
<a href="#">43-000-1030-0000</a>	CASH IN BANK	4,933.43	-519.55	45,540.00	46,059.55	4,413.88
<a href="#">43-000-1040-0000</a>	CASH IN TEX POOL	26,914.70	118.86	118.86	0.00	27,033.56
<a href="#">43-000-1042-0000</a>	CASH IN TEXAS CLASS	679,830.43	-41,950.11	3,049.89	45,000.00	637,880.32
<b>Total Fund: 43 - ROAD &amp; BRIDGE GEN NO. 3:</b>		<b>711,678.56</b>	<b>-42,350.80</b>	<b>48,708.75</b>	<b>91,059.55</b>	<b>669,327.76</b>
<b>Fund: 44 - ROAD &amp; BRIDGE GEN NO. 4</b>						
<a href="#">44-000-1030-0000</a>	CASH IN BANK	1,059.21	462.30	35,088.00	34,625.70	1,521.51
<a href="#">44-000-1040-0000</a>	CASH IN TEX POOL	10,995.39	48.60	48.60	0.00	11,043.99
<a href="#">44-000-1042-0000</a>	CASH IN TEXAS CLASS	1,139,657.39	-29,841.99	5,158.01	35,000.00	1,109,815.40
<b>Total Fund: 44 - ROAD &amp; BRIDGE GEN NO. 4:</b>		<b>1,151,711.99</b>	<b>-29,331.09</b>	<b>40,294.61</b>	<b>69,625.70</b>	<b>1,122,380.90</b>
<b>Fund: 45 - ROAD &amp; BRIDGE LATERAL RD</b>						
<a href="#">45-000-1030-0000</a>	CASH IN BANK	19,686.34	0.00	0.00	0.00	19,686.34
<a href="#">45-000-1042-0000</a>	CASH IN TEXAS CLASS	0.00	0.00	0.00	0.00	0.00
<b>Total Fund: 45 - ROAD &amp; BRIDGE LATERAL RD:</b>		<b>19,686.34</b>	<b>0.00</b>	<b>0.00</b>	<b>0.00</b>	<b>19,686.34</b>
<b>Fund: 50 - PCT#1 EQUIPMENT REPLACMNT</b>						
<a href="#">50-000-1030-0000</a>	CASH IN BANK	124.20	2.50	2.50	0.00	126.70
<a href="#">50-000-1040-0000</a>	CASH IN TEX POOL	0.00	0.00	0.00	0.00	0.00
<a href="#">50-000-1042-0000</a>	CASH IN TEXAS CLASS	20,559.45	94.59	94.59	0.00	20,654.04
<b>Total Fund: 50 - PCT#1 EQUIPMENT REPLACMNT:</b>		<b>20,683.65</b>	<b>97.09</b>	<b>97.09</b>	<b>0.00</b>	<b>20,780.74</b>
<b>Fund: 51 - PCT#2 EQUIPMENT REPLACMNT</b>						
<a href="#">51-000-1030-0000</a>	CASH IN BANK	82.67	1.67	1.67	0.00	84.34
<a href="#">51-000-1040-0000</a>	CASH IN TEX POOL	0.00	0.00	0.00	0.00	0.00
<a href="#">51-000-1042-0000</a>	CASH IN TEXAS CLASS	172,682.29	794.57	794.57	0.00	173,476.86
<b>Total Fund: 51 - PCT#2 EQUIPMENT REPLACMNT:</b>		<b>172,764.96</b>	<b>796.24</b>	<b>796.24</b>	<b>0.00</b>	<b>173,561.20</b>
<b>Fund: 52 - PCT#3 EQUIPMENT REPLACMNT</b>						
<a href="#">52-000-1030-0000</a>	CASH IN BANK	33.72	0.68	0.68	0.00	34.40
<a href="#">52-000-1040-0000</a>	CASH IN TEX POOL	0.00	0.00	0.00	0.00	0.00
<a href="#">52-000-1042-0000</a>	CASH IN TEXAS CLASS	68,107.97	313.37	313.37	0.00	68,421.34
<b>Total Fund: 52 - PCT#3 EQUIPMENT REPLACMNT:</b>		<b>68,141.69</b>	<b>314.05</b>	<b>314.05</b>	<b>0.00</b>	<b>68,455.74</b>
<b>Fund: 53 - PCT#4 EQUIPMENT REPLACMNT</b>						
<a href="#">53-000-1030-0000</a>	CASH IN BANK	22.34	0.45	0.45	0.00	22.79

Treasurer's Monthly Report

Date Range: 11/01/2023 - 11/30/2023

Account	Name	Beginning Balance	Total Activity	Total Debits	Total Credits	Ending Balance
<a href="#">53-000-1040-0000</a>	CASH IN TEX POOL	0.00	0.00	0.00	0.00	0.00
<a href="#">53-000-1042-0000</a>	CASH IN TEXAS CLASS	94,486.49	434.75	434.75	0.00	94,921.24
<b>Total Fund: 53 - PCT#4 EQUIPMENT REPLACMNT:</b>		<b>94,508.83</b>	<b>435.20</b>	<b>435.20</b>	<b>0.00</b>	<b>94,944.03</b>
<b>Fund: 55 - CONSTRUCTION GRANTS</b>						
<a href="#">55-000-1030-0000</a>	CASH IN BANK	-1,963.47	-3,562.50	0.00	3,562.50	-5,525.97
<b>Total Fund: 55 - CONSTRUCTION GRANTS:</b>		<b>-1,963.47</b>	<b>-3,562.50</b>	<b>0.00</b>	<b>3,562.50</b>	<b>-5,525.97</b>
<b>Fund: 57 - ABANDONED MOTOR VEHICLE</b>						
<a href="#">57-000-1030-0000</a>	CASH IN BANK	19,613.98	-75.98	0.00	75.98	19,538.00
<a href="#">57-000-1040-0000</a>	CASH IN TEXPOOL	0.00	0.00	0.00	0.00	0.00
<a href="#">57-000-1042-0000</a>	CASH IN TEXAS CLASS	0.00	0.00	0.00	0.00	0.00
<a href="#">57-000-1055-0000</a>	CASH IN BANK - ABANDONED MOTOR	2,323.76	0.00	0.00	0.00	2,323.76
<b>Total Fund: 57 - ABANDONED MOTOR VEHICLE:</b>		<b>21,937.74</b>	<b>-75.98</b>	<b>0.00</b>	<b>75.98</b>	<b>21,861.76</b>
<b>Fund: 65 - TRUANCY PREV &amp; DIVERSION</b>						
<a href="#">65-000-1030-0000</a>	CASH IN BANK	20,788.17	498.57	498.57	0.00	21,286.74
<a href="#">65-000-1040-0000</a>	CASH IN TEX POOL	0.00	0.00	0.00	0.00	0.00
<b>Total Fund: 65 - TRUANCY PREV &amp; DIVERSION:</b>		<b>20,788.17</b>	<b>498.57</b>	<b>498.57</b>	<b>0.00</b>	<b>21,286.74</b>
<b>Fund: 66 - CO SPECIALTY COURT</b>						
<a href="#">66-000-1030-0000</a>	CASH IN BANK	12,135.95	326.82	326.82	0.00	12,462.77
<a href="#">66-000-1040-0000</a>	CASH IN TEX POOL	0.00	0.00	0.00	0.00	0.00
<b>Total Fund: 66 - CO SPECIALTY COURT:</b>		<b>12,135.95</b>	<b>326.82</b>	<b>326.82</b>	<b>0.00</b>	<b>12,462.77</b>
<b>Fund: 70 - AMERICAN RESCUE PLAN (ARP)</b>						
<a href="#">70-000-1030-0000</a>	CASH IN BANK	4,302.74	-3,291.46	55.17	3,346.63	1,011.28
<a href="#">70-000-1042-0000</a>	CASH IN TEXAS CLASS	2,583,494.57	11,887.28	11,887.28	0.00	2,595,381.85
<a href="#">70-000-1060-0000</a>	CASH IN MONEY MARKET	16,513.99	19.00	19.00	0.00	16,532.99
<b>Total Fund: 70 - AMERICAN RESCUE PLAN (ARP):</b>		<b>2,604,311.30</b>	<b>8,614.82</b>	<b>11,961.45</b>	<b>3,346.63</b>	<b>2,612,926.12</b>
<b>Fund: 71 - FED &amp; STATE RELIEF</b>						
<a href="#">71-000-1030-0000</a>	CASH IN BANK	210.07	4.24	4.24	0.00	214.31
<a href="#">71-000-1042-0000</a>	CASH IN TEXAS CLASS	1,640.29	7.52	7.52	0.00	1,647.81
<b>Total Fund: 71 - FED &amp; STATE RELIEF:</b>		<b>1,850.36</b>	<b>11.76</b>	<b>11.76</b>	<b>0.00</b>	<b>1,862.12</b>
<b>Fund: 72 - COASTAL PROTECTION</b>						
<a href="#">72-000-1030-0000</a>	CASH IN BANK	58.64	-2.18	5,000.00	5,002.18	56.46
<a href="#">72-000-1042-0000</a>	CASH IN TEXAS CLASS	1,159,597.09	323.33	5,323.33	5,000.00	1,159,920.42
<b>Total Fund: 72 - COASTAL PROTECTION:</b>		<b>1,159,655.73</b>	<b>321.15</b>	<b>10,323.33</b>	<b>10,002.18</b>	<b>1,159,976.88</b>
<b>Fund: 80 - AIRPORT</b>						
<a href="#">80-000-1030-0000</a>	CASH IN BANK	373.99	279.41	19,753.79	19,474.38	653.40
<a href="#">80-000-1040-0000</a>	CASH IN TEXPOOL	0.00	0.00	0.00	0.00	0.00
<a href="#">80-000-1042-0000</a>	CASH IN TEXAS CLASS	165,581.42	17,767.10	17,767.10	0.00	183,348.52
<b>Total Fund: 80 - AIRPORT:</b>		<b>165,955.41</b>	<b>18,046.51</b>	<b>37,520.89</b>	<b>19,474.38</b>	<b>184,001.92</b>
<b>Fund: 81 - JAIL COMMISSARY</b>						
<a href="#">81-000-1030-0000</a>	CASH IN BANK	4,034.82	66.44	1,261.63	1,195.19	4,101.26

Treasurer's Monthly Report

Date Range: 11/01/2023 - 11/30/2023

Account	Name	Beginning Balance	Total Activity	Total Debits	Total Credits	Ending Balance
<a href="#">81-000-1040-0000</a>	CASH IN TEXPOOL	0.00	0.00	0.00	0.00	0.00
<a href="#">81-000-1042-0000</a>	CASH IN TEXAS CLASS	20,003.05	92.06	92.06	0.00	20,095.11
<b>Total Fund: 81 - JAIL COMMISSARY:</b>		<b>24,037.87</b>	<b>158.50</b>	<b>1,353.69</b>	<b>1,195.19</b>	<b>24,196.37</b>
<b>Fund: 88 - STATE FEES</b>						
<a href="#">88-000-1030-0000</a>	CASH IN BANK	38,397.08	17,194.36	23,347.52	6,153.16	55,591.44
<a href="#">88-000-1042-0000</a>	CASH IN TEXAS CLASS	0.00	0.00	0.00	0.00	0.00
<b>Total Fund: 88 - STATE FEES:</b>		<b>38,397.08</b>	<b>17,194.36</b>	<b>23,347.52</b>	<b>6,153.16</b>	<b>55,591.44</b>
<b>Fund: 89 - TRUST INVESTMENT</b>						
<a href="#">89-000-1030-0000</a>	CASH IN BANK	0.00	0.00	0.00	0.00	0.00
<a href="#">89-000-1040-0000</a>	CASH IN TEXPOOL	18,108.29	80.11	80.11	0.00	18,188.40
<a href="#">89-000-1042-0000</a>	CASH IN TEXAS CLASS	23,316.53	107.36	107.36	0.00	23,423.89
<a href="#">89-000-1060-0000</a>	CASH IN BANK - MONEY MARKET	0.00	0.00	0.00	0.00	0.00
<b>Total Fund: 89 - TRUST INVESTMENT:</b>		<b>41,424.82</b>	<b>187.47</b>	<b>187.47</b>	<b>0.00</b>	<b>41,612.29</b>
<b>Fund: 90 - DISTRICT CLERK RESRV ACCT</b>						
<a href="#">90-000-1030-0000</a>	CASH IN BANK	363,614.13	-100,046.46	70.50	100,116.96	263,567.67
<a href="#">90-000-1035-0000</a>	CASH IN BANK - NON INT BEARING	0.00	0.00	0.00	0.00	0.00
<a href="#">90-000-1040-0000</a>	CASH IN TEXPOOL	0.00	0.00	0.00	0.00	0.00
<a href="#">90-000-1042-0000</a>	CASH IN TEXAS CLASS	0.00	0.00	0.00	0.00	0.00
<b>Total Fund: 90 - DISTRICT CLERK RESRV ACCT:</b>		<b>363,614.13</b>	<b>-100,046.46</b>	<b>70.50</b>	<b>100,116.96</b>	<b>263,567.67</b>
<b>Fund: 92 - FLOOD CONTROL - JC DRAIN</b>						
<a href="#">92-000-1030-0000</a>	CASH IN BANK	0.00	0.00	4,459.23	4,459.23	0.00
<a href="#">92-000-1040-0000</a>	CASH IN TEXPOOL	0.00	0.00	0.00	0.00	0.00
<a href="#">92-000-1042-0000</a>	CASH IN TEXAS CLASS	0.00	0.00	0.00	0.00	0.00
<b>Total Fund: 92 - FLOOD CONTROL - JC DRAIN:</b>		<b>0.00</b>	<b>0.00</b>	<b>4,459.23</b>	<b>4,459.23</b>	<b>0.00</b>
<b>Grand Totals:</b>		<b>14,823,649.30</b>	<b>-800,233.73</b>	<b>1,500,629.51</b>	<b>2,300,863.24</b>	<b>14,023,415.57</b>

Beginning balances may reflect transfers and adjustments for prior months processed after October 2023 report was prepared

### Fund Summary

Fund	Beginning Balance	Total Activity	Total Debits	Total Credits	Ending Balance
10 - GENERAL	2,361,019.61	-564,434.42	1,095,605.14	1,660,039.56	1,796,585.19
12 - PERMANENT IMPROVEMENT	3,602,613.18	-27,305.31	60,469.13	87,774.44	3,575,307.87
15 - COMMISSARY TELEPHONE	43,693.58	2,801.47	3,374.16	572.69	46,495.05
17 - DISTRICT ATTORNEY-HOT CHK	6,186.76	0.00	26.14	26.14	6,186.76
18 - ELECTIONS ADMINISTRATION	6,256.71	126.14	126.14	0.00	6,382.85
19 - FORFEITURE-DIST ATTORNEY	283,733.83	-3,744.71	6,295.82	10,040.53	279,989.12
21 - FORFEITURE-SHERIFF	101,666.11	-3,653.03	2,960.87	6,613.90	98,013.08
23 - TECHNOLOGY FUND	-1,511.11	543.63	543.88	0.25	-967.48
24 - JUV PROB DISCRETIONARY	3,496.08	0.00	0.00	0.00	3,496.08
25 - JUVENILE PROBATION GRANTS	10,008.44	9.90	46.21	36.31	10,018.34
26 - LAW LIBRARY	5,366.93	501.90	548.68	46.78	5,868.83
27 - LEOSE-LAW ENF OFFICERS ED	3,664.57	-315.00	316.65	631.65	3,349.57
28 - LIBRARY-MEMORIAL FUND	58,136.95	1,078.29	2,103.85	1,025.56	59,215.24
29 - RECORDS MGT- COUNTY CLERK	223,622.68	4,379.33	9,358.76	4,979.43	228,002.01
30 - RECORDS MGT - COUNTY	46.25	7.43	7.43	0.00	53.68
31 - RECORDS MGT - DIST CLERK	11,870.25	-587.16	505.30	1,092.46	11,283.09
32 - SECURITY FUND	42,245.90	1,295.77	1,499.29	203.52	43,541.67
33 - CRTHSE SECURITY - JPS	3,313.87	121.67	121.67	0.00	3,435.54
34 - CHILD ABUSE PREVENTION	443.04	27.37	27.37	0.00	470.41
35 - CHILD WELFARE	7,008.75	-967.48	957.52	1,925.00	6,041.27
36 - HISTORICAL COMMISSION	35,644.03	-2,838.00	3,162.80	6,000.80	32,806.03
37 - MEDIATION FUND	4,126.00	0.00	0.00	0.00	4,126.00
39 - BRIDGE REPLACEMENT	410,304.95	1,888.28	1,888.28	0.00	412,193.23
40 - HIGHWAY	-480,762.87	7,446.83	8,690.00	1,243.17	-473,316.04
41 - ROAD & BRIDGE GEN NO. 1	730,670.12	-52,015.36	73,331.30	125,346.66	678,654.76
42 - ROAD & BRIDGE GEN NO. 2	659,463.58	-36,236.98	47,955.95	84,192.93	623,226.60
43 - ROAD & BRIDGE GEN NO. 3	711,678.56	-42,350.80	48,708.75	91,059.55	669,327.76
44 - ROAD & BRIDGE GEN NO. 4	1,151,711.99	-29,331.09	40,294.61	69,625.70	1,122,380.90
45 - ROAD & BRIDGE LATERAL RD	19,686.34	0.00	0.00	0.00	19,686.34
50 - PCT#1 EQUIPMENT REPLACMNT	20,683.65	97.09	97.09	0.00	20,780.74
51 - PCT#2 EQUIPMENT REPLACMNT	172,764.96	796.24	796.24	0.00	173,561.20
52 - PCT#3 EQUIPMENT REPLACMNT	68,141.69	314.05	314.05	0.00	68,455.74
53 - PCT#4 EQUIPMENT REPLACMNT	94,508.83	435.20	435.20	0.00	94,944.03
55 - CONSTRUCTION GRANTS	-1,963.47	-3,562.50	0.00	3,562.50	-5,525.97
57 - ABANDONED MOTOR VEHICLE	21,937.74	-75.98	0.00	75.98	21,861.76
65 - TRUANCY PREV & DIVERSION	20,788.17	498.57	498.57	0.00	21,286.74
66 - CO SPECIALTY COURT	12,135.95	326.82	326.82	0.00	12,462.77
70 - AMERICAN RESCUE PLAN (ARP)	2,604,311.30	8,614.82	11,961.45	3,346.63	2,612,926.12
71 - FED & STATE RELIEF	1,850.36	11.76	11.76	0.00	1,862.12
72 - COASTAL PROTECTION	1,159,655.73	321.15	10,323.33	10,002.18	1,159,976.88
80 - AIRPORT	165,955.41	18,046.51	37,520.89	19,474.38	184,001.92
81 - JAIL COMMISSARY	24,037.87	158.50	1,353.69	1,195.19	24,196.37



### Fund Summary

88 - STATE FEES	38,397.08	17,194.36	23,347.52	6,153.16	55,591.44
89 - TRUST INVESTMENT	41,424.82	187.47	187.47	0.00	41,612.29
90 - DISTRICT CLERK RESRV ACCT	363,614.13	-100,046.46	70.50	100,116.96	263,567.67
92 - FLOOD CONTROL - JC DRAIN	0.00	0.00	4,459.23	4,459.23	0.00
<b>Grand Total:</b>	<b>14,823,649.30</b>	<b>-800,233.73</b>	<b>1,500,629.51</b>	<b>2,300,863.24</b>	<b>14,023,415.57</b>

**INVESTMENTS**

<b>TexPool</b>			<b>10/31/2023</b>				<b>11/30/2023</b>
<b>FUND</b>	<b>ACCOUNT NAME</b>	<b>ACC'T #</b>	<b>BALANCE</b>	<b>INTEREST</b>	<b>CONTRIBUTION</b>	<b>WITHDRAWAL</b>	<b>BALANCE</b>
41	Road & Bridge Precinct #1	1100	16,857.35	74.44			16,931.79
42	Road & Bridge Precinct #2	1200	17,122.96	75.62			17,198.58
43	Road & Bridge Precinct #3	1300	26,914.70	118.86			27,033.56
44	Road & Bridge Precinct #4	1400	10,995.39	48.60			11,043.99
10	General	1500	276,531.02	1,221.08			277,752.10
28	Library - Memorial Fund	2800	1,602.24	7.20			1,609.44
89	Binning Heirs Trust Cause #4563	7406	2,493.34	11.10			2,504.44
89	Cordele Church & Cemetery	7502	6,031.07	26.70			6,057.77
89	Callis Receivership	7504	9,583.88	42.31			9,626.19
<b>TOTAL IN TEXPOOL</b>			<b>368,131.95</b>	<b>1,625.91</b>	<b>0.00</b>	<b>0.00</b>	<b>369,757.86</b>
Standard & Poor Global rating			AAAm				AAAm
AVERAGE INTEREST RATE			5.3589%				5.3724%

<b>Texas CLASS</b>			<b>10/31/2023</b>				<b>11/30/2023</b>
<b>FUND</b>	<b>ACCOUNT NAME</b>	<b>ACC'T #</b>	<b>BALANCE</b>	<b>INTEREST</b>	<b>CONTRIBUTION</b>	<b>WITHDRAWAL</b>	<b>BALANCE</b>
10	General	0001	1,079,252.07	4,093.31	503.47	500,000.00	583,848.85
12	Permanent Improvement	0012	2,755,283.23	12,569.79		44,000.00	2,723,853.02
12	Permanent Improvement - Jail Commitment	0112	847,454.91	3,899.34			851,354.25
15	Commissary Telephone	0015	42,800.00	196.52		196.52	42,800.00
17	District Attorney Hot Check	0017	5,700.00	26.14		26.14	5,700.00
19	Forfeiture - District Attorney	0019	281,956.34	1,295.82		5,000.00	278,252.16
21	Forfeiture - Sheriff	0021	100,905.80	463.66		2,000.00	99,369.46
23	Technology	0023	48.00	0.25		0.25	48.00
25	Juvenile Probation Grants	0025	9,971.48	45.88			10,017.36
26	Law Library	0026	5,150.00	23.68		23.68	5,150.00
27	LEOSE	0027	3,640.00	16.65		316.65	3,340.00
28	Library - Memorial Fund	0028	56,466.29	259.65		500.00	56,225.94
29	Records Management - County Clerk	0029	220,548.18	1,015.71	3,000.00		224,563.89
30	Records Management - County	0030	7.06				7.06
31	Records Management - District Clerk	0031	10,875.00	49.91		49.91	10,875.00
32	Security	0032	41,450.00	190.32		190.32	41,450.00
35	Child Welfare	0035	6,922.43	31.55		925.00	6,028.98
36	Historical Commission	0036	35,583.62	162.80		3,000.00	32,746.42
39	Bridge Replacement	0039	410,280.98	1,887.80			412,168.78
41	Road & Bridge Precinct #1	0041	725,376.16	3,208.86		70,000.00	658,585.02
42	Road & Bridge Precinct #2	0042	641,191.91	2,839.91		45,000.00	599,031.82
43	Road & Bridge Precinct #3	0043	679,830.43	3,049.89		45,000.00	637,880.32
44	Road & Bridge Precinct #4	0044	1,139,657.39	5,158.01		35,000.00	1,109,815.40
50	Road & Bridge Precinct #1 Equipment Replacement	0050	20,559.45	94.59			20,654.04
51	Road & Bridge Precinct #2 Equipment Replacement	0051	172,682.29	794.57			173,476.86

<b>Texas CLASS</b>							
<b>FUND</b>	<b>ACCOUNT NAME</b>	<b>ACC'T #</b>	<b>10/31/2023 BALANCE</b>	<b>INTEREST</b>	<b>CONTRIBUTION</b>	<b>WITHDRAWAL</b>	<b>11/30/2023 BALANCE</b>
52	Road & Bridge Precinct #3 Equipment Replacement	0052	68,107.97	313.37			68,421.34
53	Road & Bridge Precinct #4 Equipment Replacement	0053	94,486.49	434.75			94,921.24
70	American Rescue Plan	0070	2,583,494.57	11,887.28			2,595,381.85
71	Federal & State Relief	0071	1,640.29	7.52			1,647.81
72	Coastal Impact Assistance	0072	1,159,597.09	5,323.33		5,000.00	1,159,920.42
80	Airport	0080	165,581.42	767.10	17,000.00		183,348.52
81	Jail Commissary	0081	20,003.05	92.06			20,095.11
89	Silva DPS Seizure	3289	8,152.11	37.50			8,189.61
89	Alvarado-Montellano City of Edna Seizure	1489	2,066.55	9.55			2,076.10
89	Sims/Norman City of Edna Seizure	6489	1,380.33	6.32			1,386.65
89	Carter SO Seizure	5389	897.62	4.16			901.78
89	Lira SO Seizure	6389	1,166.88	5.40			1,172.28
89	Longoria SO Seizure	9389	2,121.14	9.77			2,130.91
89	Yarbrough Trust Cause #5356	1589	7,531.90	34.66			7,566.56
<b>TOTAL IN TEXAS CLASS</b>			<b>13,409,820.43</b>	<b>60,307.38</b>	<b>20,503.47</b>	<b>756,228.47</b>	<b>12,734,402.81</b>
Standard & Poor Global rating			AAAm				AAAm
AVERAGE INTEREST RATE			5.5550%				5.5859%

<b>Prosperity Bank</b>							
<b>FUND</b>	<b>ACCOUNT NAME</b>	<b>ACC'T #</b>	<b>10/31/2023 BALANCE</b>	<b>INTEREST</b>	<b>CONTRIBUTION</b>	<b>WITHDRAWAL</b>	<b>11/30/2023 BALANCE</b>
10	<b>Transfer Station Certificate of Deposit</b>	1238	<b>20,236.99</b>				<b>20,236.99</b>
	INTEREST RATE		3.1000%				3.1000%
10	<b>Depository Money Market</b>	7900	<b>961,458.49</b>	<b>2,354.64</b>		<b>100,000.00</b>	<b>863,813.13</b>
	AVERAGE INTEREST RATE		3.3500%				
71	<b>American Rescue Plan Money Market</b>	2160	<b>16,513.99</b>	<b>19.00</b>			<b>16,532.99</b>
	AVERAGE INTEREST RATE		1.4100%				

This report is presented in accordance with provisions of Texas Government Code §2256.023, the Public Funds Investment Act. The investments held in the Jackson County portfolio comply with the Public Funds Investment Act and the County's investment policy and strategies.

This report is true and correct to the best of my knowledge and belief according to the records of this office as of the date prepared.



Mary Horton, CCT, CIO



EL CAMPO, TX

# Pledge Security Listing

November 30, 2023

ID	CUSIP	Description	Safekeeping Location	Safekeeping Receipt	Coupon	Maturity Date	Call Date	Moody	S&P	Fitch	ASC 320	Face Amount	Current Par	Current Book Value	Market Value	Gain(Loss)
<b>JACKSON COUNTY</b>																
4259	3138WFALO	FNMA #AS5410	FHLB		2.50	07/01/2030		AAA	AA+	AAA	HTM	1,800,000	276,158.56	276,927.05	254,734.18	(22,192.88)
5552	3132D6AB6	FR #SB8102	FHLB		1.50	05/01/2036		AAA	AA+	AAA	HTM	6,700,000	4,925,936.82	4,976,196.32	4,165,175.13	(811,021.18)
<b>Total for JACKSON COUNTY</b>												<b>8,500,000</b>	<b>5,202,095.38</b>	<b>5,253,123.37</b>	<b>4,419,909.31</b>	<b>(833,214.06)</b>